



## FULL CUTOFF DOWNWARD WALLPACK



### FWP06L

LED architectural full cutoff wall packs provide zero uplight and low glare at high angles. It is CCT selectable 3K, 4K, 5K and wattage selectable 40W, 60W, 80W. It is designed with the most powerful and efficient heat sink, die-casting aluminum alloy housing, and anti-corrosion painting. This LED pack light can work up to 50,000 hours, replacing traditional MH / HPS fixtures 175W-400W and saving up to 80% energy. Standard with photocell pre-installed.



Photocell Standard



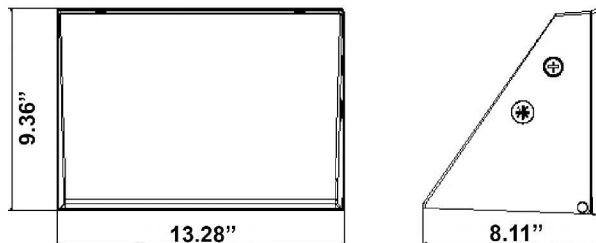
### PRODUCT FEATURES

- \* CCT Selectable: 3K, 4K 5K
- \* Wattage selectable 40W, 60W, 80W
- \* Lumileds SMD 2835 LED
- \* Long-life LEDs provide 50,000 hours of operation
- \* Universal 120-277 AC voltage (50-60Hz) is standard
- \* Power factor > 0.90
- \* 0-10V dimming capability is standard
- \* Color rendering index > 80
- \* Die cast aluminum housing with durable, dark bronze, powder coat paint
- \* Durable, UV-resistant polycarbonate
- \* Standard with photocell pre-installed
- \* Operating temperature: -40 F - 122 F
- \* Easy installation in new construction or retrofit

### WARRANTY / LISTING

- \* UL listed
- \* DLC premium pending
- \* IP65 rated
- \* 5-year warranty on all electronics and housing

### DIMENSIONS



### PRODUCT SPECIFICATIONS

PART #	Color Temp	Lumens	Lumen/watt	Wattage
FWP06L-80W-CCT-PC-SB	3K, 4K, 5K	10,492/ 11,269/ 11,117	137-152	40,60,80



## FULL CUTOFF DOWNWARD WALLPACK



# FWP06L

LED architectural full cutoff wall packs provide zero uplight and low glare at high angles. It is CCT selectable 3K, 4K, 5K and wattage selectable 40W, 60W, 80W. It is designed with the most powerful and efficient heat sink, die-casting aluminum alloy housing, and anti-corrosion painting. This LED pack light can work up to 50,000 hours, replacing traditional MH / HPS fixtures 175W-400W and saving up to 80% energy. Standard with photocell pre-installed.



Photocell Standard



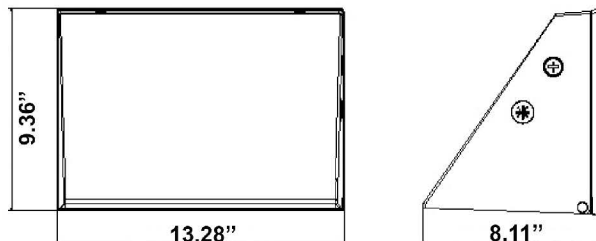
### PRODUCT FEATURES

- \* CCT Selectable: 3K, 4K 5K
- \* Wattage selectable 40W, 60W, 80W
- \* Lumileds SMD 2835 LED
- \* Long-life LEDs provide 50,000 hours of operation
- \* Universal 120-277 AC voltage (50-60Hz) is standard
- \* Power factor > 0.90
- \* 0-10V dimming capability is standard
- \* Color rendering index > 80
- \* Color rendering index > 80
- \* Die cast aluminum housing with durable, dark bronze, powder coat paint
- \* Durable, UV-resistant polycarbonate
- \* Standard with photocell pre-installed
- \* Operating temperature: -40 F - 122 F
- \* Easy installation in new construction or retrofit

### WARRANTY / LISTING

- \* UL listed
- \* DLC premium pending
- \* IP65 rated
- \* 5-year warranty on all electronics and housing

### DIMENSIONS



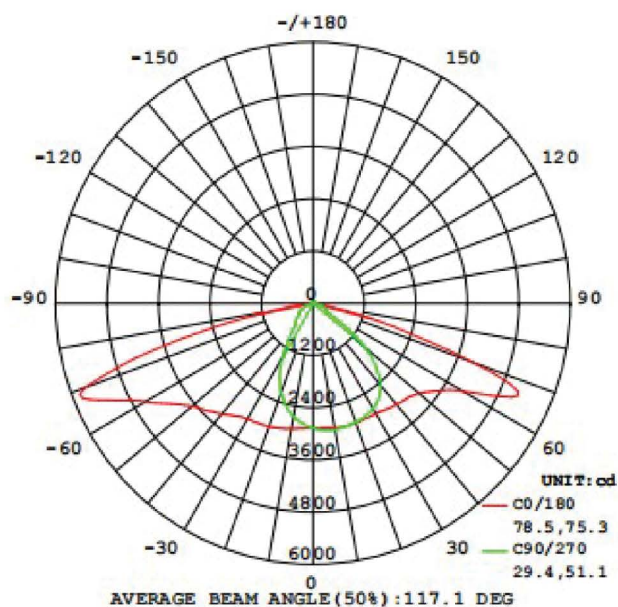
### PRODUCT SPECIFICATIONS

PART #	Color Temp	Lumens	Lumen/watt	Wattage
FWP06L-80W-CCT-PC-SB	3K, 4K, 5K	10,492/ 11,269/ 11,117	137-152	40,60,80

## FWP06L

### PHOTOMETRIC DATA

**INTENSITY DISTRIBUTION DIAGRAM  
IN C PLANS**



**MAX INTENSITY CONE SURFACE  
DISTRIBUTION DIAGRAM**

